

**IMPORTANT:**

Do not attempt to install the wire guard until the smoke sensor has been tested and in proper working order according to the manufacturer's installation instructions furnished with the sensor unit.

**INSTALLATION:**

1. Centre the wire guard over existing smoke detector.
2. Mark and drill (4) mounting holes (see pictorial for size). Insert rawl plug into ceiling. **NOTE:** If lag shields and lag bolts are used, make sure rawl plug is flush with surface. Position guard, insert lag bolts and tighten. Length of bolt should be selected to assure full thread engagement in rawl plug.
3. STI-8171 BACKPLATE - STI recommends the use of this plate on all unstable mounting surfaces.
4. Insert screws through clamps and backplate (if used) and screw into rawl plugs; but do not tighten.
5. Position guard over detector, slide clamps onto top wire of guard and tighten screws.

**SERVICE:**

1. Periodic cleaning of the smoke detector is required so dust and other matter do not accumulate.
2. To service the smoke sensor unit, loosen but do not remove the (4) screws, rotate clamps, and carefully remove wire guard.

**OPTIONAL ACCESSORIES:**

1. KIT-82 - #8 X 1 1/2" Spanner Tamper Resistant Screw Kit
2. KIT-19038 - #8 Tamper Resistant Bit with 5/16 Hex Drive



STI-9713 STEEL WEB STOPPER  
UL LISTED FOR USE WITH THE FOLLOWING MODELS  
Manufactured after June 1, 2004

MANUFACTURED BY	MODEL NUMBER
SYSTEM SENSOR	2251B
JCI	2951J
ADT	2951ADT
HONEYWELL	TC806B1076
EST	2251FB
FCI	ASD-PL2
FIRE-LITE	SD355
MIRCOM	MIX-2251B
SECUTRON	MRI-2251B
GAMEWELL	SS-P
NOTIFIER	FSP-851

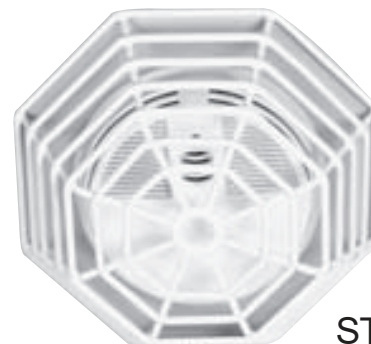
**INSTALLATION OF STI CEILING MOUNTED SMOKE DETECTOR GUARDS**

All specifications and information shown were current as of publication, and are subject to change without notice.

## ADDITIONAL WIRE GUARDS AVAILABLE

### SMOKE DETECTOR COVERS

- STI-9601 Steel Web Stopper®, Low Profile - Flush Mount
- STI-9602 Steel Web Stopper, Low Profile – Surface Mount
- STI-9604 Steel Web Stopper for Mini Smoke Detectors – Flush Mount
- STI-9604-SS Steel Web Stopper for Mini Smoke Detectors - Flush Mount – Stainless Steel
- STI-9605 Steel Web Stopper for Mini Smoke Detectors – Surface Mount
- STI-9605-SS Steel Web Stopper for Mini Smoke Detectors – Surface Mount – Stainless Steel
- STI-9606 Steel Web Stopper for Smoke Detectors – Flush Mount
- STI-9609 Steel Web Stopper, High Profile – Flush Mount
- STI-9609-SS Steel Web Stopper, High Profile – Flush Mount – Stainless Steel
- STI-9610 Steel Web Stopper, High Profile – Surface Mount
- STI-9712 Steel Web Stopper for Photoelectric Smoke Detector - Surface Mount
- STI-9713 Steel Web Stopper for Photoelectric Smoke Detector - Flush Mount



STI-9601

### BEAM SMOKE DETECTOR COVERS

- STI-9623 Beam Smoke Damage Stopper® for DS240 and DS241
- STI-9624 Beam Smoke Damage Stopper for Fireray 50/100R
- STI-9625 Beam Smoke Damage Stopper for System Sensor Beam Smoke Detector 6424
- STI-9706 Beam Smoke Damage Stopper – Flush Mount
- STI-9707 Beam Smoke Damage Stopper – Surface Mount



STI-9624



STI-9625

### PIR GUARDS

- STI-9618 Motion Detector Damage Stopper® – Corner Mount
- STI-9619 Motion Detector Damage Stopper – Corner Mount
- STI-9620 Motion Detector Damage Stopper
- STI-9621 Motion Detector Damage Stopper 178 mm H x 146 mm W x 114 mm D
- STI-9622 Motion Detector Damage Stopper 222 mm H x 102 mm W x 95 mm D



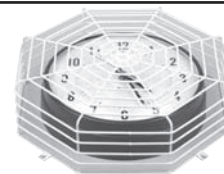
STI-9618



STI-9621

### CLOCK/BELL WIRE CAGES

- STI-9631 Clock/Bell Damage Stopper® 267mm (10.5") Diameter
- STI-9632 Clock/Bell Damage Stopper 419mm (16.5") Diameter
- STI-9633 Clock/Bell Damage Stopper 508mm (20") Diameter




STI-9632

### EMERGENCY LIGHT WIRE CAGES

- STI-9640 Emergency Light Cage
- STI-9641 Emergency Light Cage
- STI-9644 External & Emergency Light Cage
- STI-9645 Emergency Light Cage
- STI-9648 Emergency Light Cage \*special order\*
- STI-9649 Emergency Light Cage
- STI-9650 Emergency Light Cage \*special order\*
- STI-9703 Emergency Light Cage



STI-9640



STI-9649



STI-9703