

### General information about this product

- Product features EMB7300
- Software functions
- Application example of a complete system

[To the information](#)



### EMB7300 (2,5 A + 5 A) + accessories

- EMB7300 2,5 A 0101
- EMB7300 5 A 0101
- EMB7300 5 A 0102
- Flush mounting housing EMB7300 2,5 A / 5 A
- Accumulator holder

[To the product](#)



### EMB7300 (10 A + 20 A) + accessories

- EMB7300 10 A 0101
- EMB7300 10 A 0102
- EMB7300 10 A 0204
- EMB7300 20 A 0102
- EMB7300 20 A 0204
- Wall fixing brackets IP54

[To the product](#)



### Accessories for EMB7300

- WR-SET TYPE 7x/8x – Wind and Rain Sensor Set
- BI-K - KNX Interface EMB7300
- REL65
- 7xPSB
- USB-Cable
- Accumulators
- Software / License / Programming EMB7300
- Radio-HSE - Break-glass unit main control panel (plastic)
- Receiver plug-in card radio SHEV
- Radio Antenna
- Replacement board EMB7300 2,5 A / 5 A / 10 A / 20 A
- Key + Lock 1D9

[To the product](#)



### PRODUCT FEATURES EMB7300

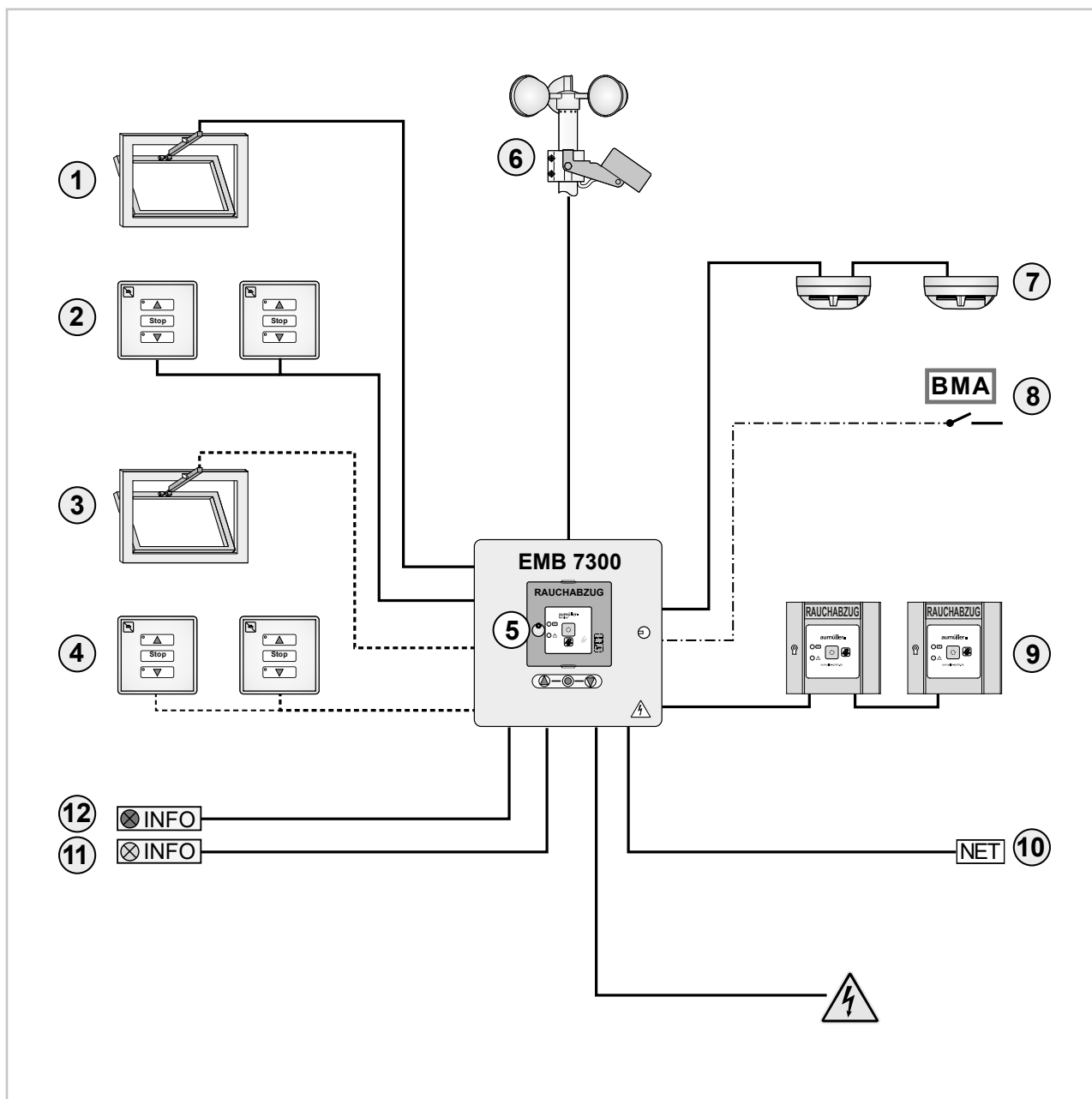
- Controls 24 V DC drives for smoke and heat exhaust in case of fire and for natural ventilation
- Control panel compliant with prEN 12101-9 / ISO 21927-9
- Power supply compliant with EN 12101-10
- Low ripple voltage output (< 2 Vpp) - compatible with all common drives
- 1 SHEV-Group output with 1 (optional 2) monitored ventilation line(s)
- Removable terminals for easy connection of signal lines
- Connection of electric motors, compressed gas generator and retention magnets
- 2 detector line inputs with line monitoring to connect:
  - Manual break-glass units (HSE)
  - Automatic smoke and heat detectors
- 1 Ventilation line input (optionally 2) with OPEN-STOP-CLOSE function
- 2 Plug-in-Module slots for signal monitoring and transduction (emergency open, fault)
- 1 Network port for connection and integration in building management systems (KNX)
- Direct connection input for wind and rain sensors
- Clear operating and display elements
- Extensive setting options of basic functions via „EMB compact“ software
- Housing (optional) with integrated break-glass unit and ventilation button (2,5 A / 5 A)
- Lead frame usable for flash mounting (2,5 A / 5 A)
- Cable entry from above, below or behind of the housing
- Prepared for connection of backup batteries (72 hours)
- VdS certification no.: G 514001

For this product series, a Type III Environmental Product Declaration (EPD) was issued according to ISO 14025 and EN 15804.

The LCA results of the different product types are listed at the end of this product catalogue.

The EPD documents can be viewed or downloaded from our homepage [www.aumueller-gmbh.de](http://www.aumueller-gmbh.de).

SOFTWARE FUNCTIONS		
Functions	Standard	License
Set ventilation inputs from dead-man to jog-switch mode (in OPEN and/or CLOSE direction)	✓	✓
Set failures of drive line monitoring as alarm signal	✓	✓
Disable alarm function caused by failures of detector line monitoring	✓	✓
Adjust switching threshold of wind sensor	✓	✓
Set drive run time and opening stroke limit for ventilation purpose	✓	✓
Enable and set automatic time-controlled drive line closing mode for ventilation purpose	--	✓
Enable drive line closing mode on primary power loss	✓	✓
Set acoustic or optical warning signals (additional hardware required)	--	✓
Display, save and print the status of the system	✓	✓
Firmware update	✓	✓
Set emergency close button from jog-switch mode to dead-man mode	✓	✓
Set next service and maintenance date (password protected)	--	✓
Set switch-on delay time for wind sensor	--	✓
Set switch-off delay time for wind sensor	--	✓
Disable retriggering of drive lines in alarm mode	--	✓
Active / disable manual break-glass unit lines (HSE)	--	✓
Active / disable smoke detector lines	--	✓
Enable smoke detector line input to be controlled by fire alarm systems "FAS"	--	✓
Set automatic switch-off time for drive lines	--	✓
EMERGENCY-CLOSE button while the smoke detector is active / disable	--	✓
Set drive running direction in alarm mode from open to close	--	✓
Set options of relay card REL65 (not in package)	--	✓
Set alarm functions for faults caused by each individual drive line (only 2 drive line version)	--	✓
Reset switch positions to the status before the weather control were activated	--	✓
Integration into digital networks with additional Plug-in Interface-Modules (KNX)	--	✓
Function natural ventilation control unit	--	✓
Setting operatingmodus (retention magnet / standard drive / pressure gas)	--	✓
SHEV dead-man	--	✓
Ventilation push button setting parallel operation	--	✓
Maintenance timer adjust	--	✓
OPEN case of line failure	--	✓
Activate with Reset button EMERGENCY-CLOSE	--	✓
Configure Content collective fault	--	✓



### CAPTION

- ① Output for drive line 1, 24 V DC for smoke and heat exhausting and natural ventilation
- ② Input for ventilation line 1 (max. 10 vent buttons)
- ③ Output for drive line 2 (only for EMB7300 5 A – 0102; 10 A – 0102; 20 A – 0102)
- ④ Input for ventilation line 2 (max. 10 vent buttons) (only for EMB7300 5 A – 0102; 10 A – 0102; 20 A – 0102)
- ⑤ Housing of Control Unit with or without integrated break-glass unit and ventilation button
- ⑥ Connections for wind and rain sensor (disabled in case of alarm and power loss)
- ⑦ Input for smoke detectors (max. 10)
- ⑧ Input for signal from external fire alarm system (alternative connection)
- ⑨ Input for break-glass units (HSE – max. 10)
- ⑩ Port for network integration (requires additional module)
- ⑪ Output for signal transduction 1 (Plug-in-Module REL65 required)
- ⑫ Output for signal transduction 2 (Plug-in-Module REL65 required)

----- only available for EMB7300 5 A – 0102; 10 A – 0102; 20 A – 0102

## ORDER DATA

		Part.-No.	
<b>EMB7300 2,5 A 0101</b>		<b>683320-0101</b>	
<b>Application:</b> Compact Control Unit for smoke and heat exhaust ventilation systems operating with 24 V DC voltage, suitable for staircases.			

**TECHNICAL DATA (Rated values)**

Operating voltage:	230 V AC (195 – 253 V AC, 50/60 Hz)
Max. power consumption:	115 W
Output voltage:	24 V DC (20 – 28 V DC / 2 Vpp)
Output current:	<b>2,5 A</b>
Ambient temperature range:	-5°C ... + 40°C
Protection rating:	IP30
Housing:	Surface mounting, steel sheet, RAL 7035 (light grey)
Dimensions (WxHxD):	225 x 285 x 122 mm
Connection terminals:	1,5 mm <sup>2</sup> / drive line: 4 mm <sup>2</sup> (rigid wire)
VdS certification no.:	G 514001 (without or with orange SHEV button)

Motherboard:

**1 SHEV group / 1 Vent groups**

## Feature/Equipment

- Further settings (e.g. maintenance period) only available with extra cost software license
- Cable entry from above / below / behind
- Optional housing for flash mounting
- Prepared for **2** maintenance-free back-up batteries **2x 12 V / 2,3 Ah** (Part. Nr. 541000)

## OPTIONS

Version with break-glass unit (HSE) and ventilation button on the front of the housing		Part.-No.	
EMB7300 2,5 A 0101-T HSE red	(similar to RAL 3000)	<b>683321-0101</b>	
EMB7300 2,5 A 0101-T HSE yellow	(similar to RAL 1018)	<b>683322-0101</b>	
EMB7300 2,5 A 0101-T HSE grey	(similar to RAL 7035)	<b>683323-0101</b>	
EMB7300 2,5 A 0101-T HSE blue	(similar to RAL 5009)	<b>683324-0101</b>	
EMB7300 2,5 A 0101-T HSE orange	(similar to RAL 2011) VdS certification no.: G 514001	<b>683325-0101</b>	

### ORDER DATA

		Part.-No.	
<b>EMB7300 5 A 0101</b>		<b>683350-0101</b>	
<b>Application:</b>	Compact Control Unit for smoke and heat exhaust ventilation systems operating with 24 V DC voltage, suitable for staircases.		



#### TECHNICAL DATA (Rated values)

Operating voltage:	230 V AC (195 – 253 V AC, 50/60 Hz)
Max. power consumption:	460 W
Output voltage:	24 V DC (20 – 28 V DC / 0,5 Vpp)
Output current:	<b>5,0 A</b>
Ambient temperature range:	-5°C ... + 40°C
Protection rating:	IP30
Housing:	Surface mounting, steel sheet, RAL 7035 (light grey)
Dimensions (WxHxD):	225 x 285 x 122 mm
Connection terminals:	1,5 mm <sup>2</sup> / Drives: 6 mm <sup>2</sup> (rigid wire)
VdS certification no.:	G 514001 (without or with orange SHEV button)

Motherboard: **1 SHEV group / 1 Vent group**

#### Feature/Equipment

- Further settings (e.g. maintenance period) only available with extra cost software license
- Cable entry from above / below / behind
- Optional housing for flash mounting
- Including **2** maintenance-free backup batteries **2x 12 V / 2,3 Ah** (Part. Nr. 541000)

### OPTIONS

Available with break glass unit and ventilation button on housing cover			Part.-No.		
EMB7300 5 A 0101-T	HSE red	(similar to RAL 3000)	<b>683351-0101</b>		
EMB7300 5 A 0101-T	HSE yellow	(similar to RAL 1018)	<b>683352-0101</b>		
EMB7300 5 A 0101-T	HSE grey	(similar to RAL 7035)	<b>683353-0101</b>		
EMB7300 5 A 0101-T	HSE blue	(similar to RAL 5009)	<b>683354-0101</b>		
EMB7300 5 A 0101-T	HSE orange	(similar to RAL 2011) VdS certification no.: G 514001	<b>683355-0101</b>		

<b>EMB7300 5 A 0102</b>		<b>683350-0102</b>	
<b>Application:</b>	Compact Control Unit for smoke and heat exhaust ventilation systems operating with 24 V DC voltage, suitable for staircases.		



#### TECHNICAL DATA (Rated values)

Operating voltage:	230 V AC (195 – 253 V AC, 50/60 Hz)
Max. power consumption:	460 W
Output voltage:	24 V DC (20 – 28 V DC / 0,5 Vpp)
Output current:	<b>5,0 A</b>
Ambient temperature range:	-5°C ... + 40°C
Protection rating:	IP30
Housing:	Surface mounting, steel sheet, RAL 7035 (light grey)
Dimensions (WxHxD):	225 x 285 x 122 mm
Connection terminals:	1,5 mm <sup>2</sup> / Drives: 6 mm <sup>2</sup> (rigid wire)
VdS certification no.:	G 514001

Motherboard: **1 SHEV group / 2 Vent groups**

#### Feature/Equipment

- Further settings (e.g. maintenance period) only available with extra cost software license
- Cable entry from above / below / behind
- Optional housing for flash mounting
- Including **2** maintenance-free backup batteries **2x 12 V / 2,3 Ah** (Part. Nr. 541000)

## ORDER DATA

		Part.-No.	
<b>Flush mounting housing EMB7300 2,5 A / 5 A</b>		<b>683111</b>	
<b>Application:</b> Housing for flush mouting of EMB7300 2,5 A or 5 A in its own housing 225 x 285 x 122 mm.			

**TECHNICAL DATA**

Material:	Steel sheet	<b>2,5 A</b>	<b>5 A</b>
Colour:	RAL 7035 (light grey)		
<b>Flush housing:</b>			
Dimensions (WxHxD):	254 x 314 x 96 mm		
<b>Plaster frame:</b>			
Dimensions (WxHxD):	282 x 342 x 48 mm		
PE-Connecting cable:	160 mm with blade terminals 6,3 mm		
Polystyrene plate:	240 x 302 x 93 mm		

**Feature/Equipment**

- Plaster frame with 4x rounded head screws M3x6, 4x plain washer A4
- Flush housing with 4x screw sleeve and safety nuts M5, 4x stainless steel mounting brackets 13 x 13 x 1 mm, 8x Tapping screws ST3, 5x6,5
- Polystyrene plate to avoid damage during plastering of the wall

<b>Accumulator holder</b>		<b>683250</b>	
<b>Application:</b> Holder to fix the Back-up batteries 12V / 2,3 Ah within the housing of Control Units.			

**TECHNICAL DATA**

Material:	Steel sheet	<b>2,5 A</b>	<b>5 A</b>
Colour:	RAL 7035 (light grey)		

**Feature/Equipment**

- Suitable for **EMB7300 2,5 A** and **EMB7300 5 A**

### ORDER DATA

		Part.-No.
<b>EMB7300 10 A 0101</b>		<b>683310-0101</b>
<b>Application:</b>	Compact Control Unit for smoke and heat exhaust ventilation systems operating with 24 V DC voltage, suitable for staircases.	



#### TECHNICAL DATA (Rated values)

Operating voltage:	230 V AC (195 – 253 V AC, 50/60 Hz)
Max. power consumption:	506 W
Output voltage:	24 V DC (20 – 28 V DC / 0,5 Vpp)
Output current:	<b>10 A</b>
Ambient temperature range:	-5°C ... + 40°C
Protection rating:	IP40 IP54 with alternatively fixing brackets
Housing:	Surface mounting, steel sheet, RAL 7035 (light grey)
Dimensions (WxHxD):	400 x 300 x 150 mm
Connection terminals:	1,5 mm <sup>2</sup> / Drives: 6 mm <sup>2</sup> (rigid wire)
VdS certification no.:	G 514001
Motherboard:	<b>1 SHEV group / 1 Vent group</b>

#### Feature/Equipment

- Further settings (e.g. maintenance period) only available with extra cost software license
- Cable entry from above / below
- Including **2** maintenance-free backup batteries **2x 12 V / 7 Ah** (Part. Nr. 542000)

<b>EMB7300 10 A 0102</b>		<b>683310-0102</b>
<b>Application:</b>	Compact Control Unit for smoke and heat exhaust ventilation systems operating with 24 V DC voltage, suitable for staircases.	



#### TECHNICAL DATA (Rated values)

Operating voltage:	230 V AC (195 – 253 V AC, 50/60 Hz)
Max. power consumption:	506 W
Output voltage:	24 V DC (20 – 28 V DC / 0,5 Vpp)
Output current:	<b>10 A</b>
Ambient temperature range:	-5°C ... + 40°C
Protection rating:	IP40 IP54 with alternatively fixing brackets
Housing:	Surface mounting, steel sheet, RAL 7035 (light grey)
Dimensions (WxHxD):	400 x 300 x 150 mm
Connection terminals:	1,5 mm <sup>2</sup> / Drives: 6 mm <sup>2</sup> (rigid wire)
VdS certification no.:	G 514001
Motherboard:	<b>1 SHEV group / 2 Vent groups</b>

#### Feature/Equipment

- Further settings (e.g. maintenance period) only available with extra cost software license
- Cable entry from above / below
- Including **2** maintenance-free backup batteries **2x 12 V / 7 Ah** (Part. Nr. 542000)

<b>EMB7300 10 A 0204</b>		<b>683310-0204</b>
<b>Application:</b>	Compact Control Unit for smoke and heat exhaust ventilation systems operating with 24 V DC voltage, suitable for staircases.	



#### TECHNICAL DATA (Rated values)

Operating voltage:	230 V AC (195 – 253 V AC, 50/60 Hz)
Max. power consumption:	506 W
Output voltage:	24 V DC (20 – 28 V DC / 0,5 Vpp)
Output current:	<b>10 A</b>
Ambient temperature range:	-5°C ... + 40°C
Protection rating:	IP40 IP54 with alternatively fixing brackets
Housing:	Surface mounting, steel sheet, RAL 7035 (light grey)
Dimensions (WxHxD):	400 x 500 x 200 mm
Connection terminals:	1,5 mm <sup>2</sup> / Drives: 6 mm <sup>2</sup> (rigid wire)
VdS certification no.:	G 514001
Motherboard:	<b>2 SHEV group / 4 Vent groups</b>

#### Feature/Equipment

- Further settings (e.g. maintenance period) only available with extra cost software license
- Cable entry from above / below
- Including **2** maintenance-free backup batteries **2x 12 V / 7 Ah** (Part. Nr. 542000)

## ORDER DATA

		Part.-No.	
<b>EMB7300 20 A 0102</b>		<b>683520-0102</b>	
<b>Application:</b>	Compact Control Unit for smoke and heat exhaust ventilation systems operating with 24 V DC voltage, suitable for staircases.		



### TECHNICAL DATA (Rated values)

Operating voltage:	230 V AC (195 – 253 V AC, 50/60 Hz)
Max. power consumption:	805 W
Output voltage:	24 V DC (20 – 28 V DC / 0,5 Vpp)
Output current:	<b>20 A</b>
Ambient temperature range:	-5°C ... + 40°C
Protection rating:	IP40 IP54 with alternatively fixing brackets
Housing:	Surface mounting, steel sheet, RAL 7035 (light grey)
Dimensions (WxHxD):	400 x 400 x 200 mm
Connection terminals:	1,5 mm <sup>2</sup> / Drives: 6 mm <sup>2</sup> (rigid wire)
VdS certification no.:	G 514001
Motherboard:	<b>1 SHEV group / 2 Vent groups</b>

### Feature/Equipment

- Further settings (e.g. maintenance period) only available with extra cost software license
- Cable entry from above / below
- Including **2** maintenance-free backup batteries **2x 12 V / 7 Ah** (Part. Nr. 542000)

		Part.-No.	
<b>EMB7300 20 A 0204</b>		<b>683520-0204</b>	
<b>Application:</b>	Compact Control Unit for smoke and heat exhaust ventilation systems operating with 24 V DC voltage, suitable for staircases.		



### TECHNICAL DATA (Rated values)

Operating voltage:	230 V AC (195 – 253 V AC, 50/60 Hz)
Max. power consumption:	805 W
Output voltage:	24 V DC (20 – 28 V DC / 0,5 Vpp)
Output current:	<b>20 A</b>
Ambient temperature range:	-5°C ... + 40°C
Protection rating:	IP40 IP54 with alternatively fixing brackets
Housing:	Surface mounting, steel sheet, RAL 7035 (light grey)
Dimensions (WxHxD):	400 x 500 x 200 mm
Connection terminals:	1,5 mm <sup>2</sup> / Drives: 6 mm <sup>2</sup> (rigid wire)
VdS certification no.:	G 514001
2x Motherboard:	<b>2 SHEV group / 4 Vent groups</b>

### Feature/Equipment

- Further settings (e.g. maintenance period) only available with extra cost software license
- Cable entry from above / below
- Including **2** maintenance-free backup batteries **2x 12 V / 12 Ah** (Part. Nr. 542200)

**10 A** **20 A**

## ACCESSORIES

Part.-No.		VE			
<b>500001</b>	<b>Wall fixing brackets IP54</b>	4 piece			

### ORDER DATA

		Part.-No.
<b>WR-Set Type 7x/8x – Wind and Rain Sensor Set</b>		<b>482100</b>
<b>Application:</b>	Sensors for wind and rain to work with an evaluation unit WRAG2 or Typ IV, a WM Weather-Module or directly with a SHEV Control Unit, for closing and blocking the natural ventilation under bad weather conditions.	



#### TECHNICAL DATA (Rated values)

Rated voltage:	24 V DC (+/- 20%)
<b>Rain sensor Type III</b>	– heated sensor surface, switch-off delay approx. 5 min.
Contact:	1 Change-over switch, max. 48 V / 5A
Current consumption:	<150 mA
Housing:	Surface mounting, ABS black with stainless steel bracket
Dimensions (WxHxD):	100 x 85 x 172 mm
Connection cable:	Non-halogen cable, approx. 4 m
Volt free contac:	1 Change-over switch, max. 48 V / 1A
<b>Wind sensor Type III</b>	– Anemometer with 3 impact resistant wind cups (PA6)
Measuring principle:	Pulse generator
Dimensions:	250 x 250 x 80 mm
Connection cable:	Non-halogen cable, approx. 4 m

#### Feature/Equipment

- Set including: Wind sensor Type III (Part.-No. 482021), rain sensor Type III (Part.-No. 480210), clamp ring (Part.-No. 515950), aluminium bracket for pole or wall mounting (Part.-No. 482093), without mounting screws

### BI-K - KNX Interface EMB7300

**Application:** Plug-in card for communication between the controllers **AUMÜLLER** EMB7300 to the KNX BUS system.



#### TECHNICAL DATA

Rated voltage:	24 V DC
Ambient temperature range:	-5°C ... + 40°C
Relative humidity:	(no condensate) 5% ... 90%
Data points:	up to 16 pieces per drive line
BUS current:	9mA
Housing:	without (assembled PCB)
Dimensions (WxH):	51 x 42 mm
Connection terminals:	2 x 2 x 0,8 mm <sup>2</sup> (KNX-BUS-Terminal)

#### Feature/Equipment

- Data of the control (e.g. drive position) are sent on the KNX-BUS.
- The controls received direct orders from the KNX-BUS (e.g. position information, weather data).
- The licensed version of the „EMB compact configurator“ required - for commissioning.

### VERSIONS

Part.-No.		
<b>683998</b>	Delivery in parcel	for customer self-installation
<b>683998-9</b>	Module factory fitted	factory fitted and fully wired

## ORDER DATA

## REL65

**Application:** Plug-in card for EMB7300 with relay for forwarding the alarm or fault signal to external devices.

**TECHNICAL DATA**

Rated voltage:	24 V DC
Ambient temperature range:	-5°C ... + 40°C
Housing:	without (assembled PCB)
Dimensions (WxHxD):	20 x 40 x 13 mm
Volt free contac:	1 Change-over switch, max. 30 V / 2 A
Connection terminals:	3x 1,5 mm <sup>2</sup> (rigid wire)

**Feature/Equipment**

- Connector for plugging the relay card to the motherboard

## VERSIONS

Part.-No.				
<b>650200</b>	Delivery in parcel	for customer self-installation		
<b>650200-9</b>	Module factory fitted	factory fitted and fully wired		

## 7xPSB

**Application:** Plug-in card for EMB7300 for connection and powering of external consumers with **24 V DC voltage**.

**TECHNICAL DATA**

Rated voltage:	24 V DC
Ambient temperature range:	-5°C ... + 40°C
Output current:	<b>0,5 A</b>
Housing:	without (assembled PCB)
Dimensions (WxHxD):	20 x 32 x 13 mm
Connection terminals:	Screw terminals 1,5 mm <sup>2</sup> (rigid wire)
Voltage tap:	2 terminals 24 V DC backup voltage supplied 2 terminals 24 V DC mains voltage supplied

**Feature/Equipment**

- Connector for plugging the card to the motherboard
- Screw-type-terminal 4 x 1,5 mm<sup>2</sup>

**NOTE:** The overall power consumption of connected external consumers is to be considered!

## VERSIONS

Part.-No.				
<b>683256</b>	Delivery in parcel	for customer self-installation		
<b>683256-9</b>	Module factory fitted	factory fitted and fully wired		

### ORDER DATA

		Part.-No.	
<b>USB-Cable</b>		<b>683253</b>	
<b>Application:</b> USB-Cable for connecting a PC with EMB7300 to configure basic and special functions.			



#### TECHNICAL DATA

USB-Standard: USB2  
 Cable length: 3 m

#### Feature/Equipment

- Software „EMB-Compact“ required!

<b>Accumulators</b>			
<b>Application:</b> Maintenance of standby operation of SHEV Control Units over a period of 72 hours of main power supply loss.			



#### TECHNICAL DATA

Type: Lead storage battery  
 Output voltage: 12 V DC  
 Capacity: see order data  
 Lifetime: 4 years (normal conditions)  
 Connections: 1,2 – 12 Ah: blade terminals 4,8 mm  
 17 – 38 Ah: screw terminals M5  
 Housing: plastic, impact- and break-resistant

#### Feature/Equipment

- Maintenance free operation, long lasting durability, high charging performance and long-cycle stability
- Disposal due to local, national or international rules (WEEE)

**NOTE:** Always 2 batteries are required per Control Unit!

### OPTIONS

<b>for Control Units with backup power supply</b>		Part.-No.	
<b>2,2/2,3 Ah, 12 V</b>	1 Pcs.	<b>541000</b>	
<b>7 Ah, 12 V</b>	1 Pcs.	<b>542000</b>	
<b>12 Ah, 12 V</b>	1 Pcs.	<b>542200</b>	

### SOFTWARE / LICENSE / PROGRAMMING EMB7300

<b>Configuration software for extended scope of functions</b>		Part.-No.	
System Requirements: Microsoft® Windows 7 / Microsoft® Windows 10 - 64 Bit			
First software license (3 years)		<b>683260</b>	
Follow-up software license (3 years)		<b>683261</b>	
Configuration of customized functions at the factory for one Control Unit		<b>683262</b>	

## ORDER DATA

Part.-No.

## Radio-HSE - Break-glass unit main control panel (plastic)

**Application:** Break-glass unit with indicators and buttons for the manual control of the emergency open and close functions of a SHEV group, for radio-connection in the **AUMÜLLER** SHEV - Control Unit EMB7300.

**TECHNICAL DATA (Rated values)**

Operating voltage:	3,6 V DC
Ambient temperature range:	-5°C ... + 40°C
Housing:	<b>Surface mounting, plastic (ABS)</b>
Dimensions (WxHxD)	130 x 130 x 32 mm
Protection rating:	IP30
Display:	Emergency OPEN, power, fault
Control elements:	Buttons for emergency OPEN / CLOSE

**RADIO****Feature / Equipment**

- Lockable, glazed door (including key)
- Radio button
- 3,6 V Lithium battery
- The licensed version of the „EMB compact configurator“ required - for commissioning.

**VERSIONS**

<b>Radio-HSE</b>	plastic orange	(similar to RAL 2011)	<b>528340</b>		
<b>Radio-HSE</b>	plastic red	(similar to RAL 3000)	<b>528341</b>		
<b>Radio-HSE</b>	plastic yellow	(similar to RAL 1018)	<b>528342</b>		
<b>Radio-HSE</b>	plastic blue	(similar to RAL 5015)	<b>528343</b>		
<b>Radio-HSE</b>	plastic grey	(similar to RAL 7035)	<b>528344</b>		

**OPTIONS****RADIO**

<b>Spare battery 3,6 V Lithium</b>	<b>545050</b>		
------------------------------------	---------------	--	--

### ORDER DATA

		Part.-No.	
<b>Receiver plug-in card radio SHEV</b>		<b>528738</b>	
<b>Application:</b> Plug-in card for radio communication between the <b>AUMÜLLER</b> SHEV Control Unit EMB 7300 and <b>up to 10 Radio-HSE</b> .			



#### TECHNICAL DATA

Rated voltage:	24 V DC
Ambient temperature range:	-5°C ... + 40°C
Relative humidity:	(no condensate) 5% ... 90%
Housing:	without (assembled PCB)
Dimensions (WxH):	51 x 42 mm
Connection:	SMA antenna connection

**RADIO**

#### Feature/Equipment

- Production of a bidirectional communication between **Radio-HSE** and **AUMÜLLER** SHEV Control Unit EMB 7300.
- The licensed version of the „EMB compact configurator“ required - for commissioning.

<b>Radio Antenna</b>		<b>528737</b>	
<b>Application:</b> Radio Antenna for radio communication between the <b>AUMÜLLER</b> SHEV - Control Unit EMB 7300 and up to 10 Radio-HSE (Break-glass unit main control panel).			



#### TECHNICAL DATA (Rated values)

Ambient temperature range:	-5°C ... + 40°C
Relative humidity:	(no condensate) 5% ... 90%
Dimensions (WxHxD)	34 x 265 x 82 mm
Connection:	SMA antenna connection

**RADIO**


#### Feature/Equipment

- Production of a bidirectional communication between Radio-HSE and EMB 7300.
- The licensed version of the „EMB compact configurator“ required - for commissioning.

## ORDER DATA

		Part.-No.	
<b>Replacement board EMB7300 2,5A 1LG</b>		<b>683029</b>	

**Application:** Replacement board, for Control Units **EMB7300-2,5A-0101** with one motor line.

**TECHNICAL DATA**


Operating voltage:	230 V AC (195 - 253 V AC, 50/60 Hz)
Output voltage:	24 V DC (2 Vpp)
Output current:	<b>2,5 A</b>
Vent groupe:	1

**Feature/Equipment**

- Board assembled and checked

<b>Replacement board EMB7300 5A / 10A 1LG</b>		<b>683059</b>	
---	--	---------------	--

**Application:** Replacement board, for Control Units **EMB7300-5A-0101** and **EMB7300-10A-0101** with one motor line.

**TECHNICAL DATA**


Operating voltage:	230 V AC (195 - 253 V AC, 50/60 Hz)
Output voltage:	24 V DC (2 Vpp)
Output current:	<b>5 / 10 A</b>
Vent groupe:	1

**Feature/Equipment**

- Board assembled and checked

<b>Replacement board EMB7300 5A / 10A / 20A 2LG</b>		<b>683229</b>	
---	--	---------------	--

**Application:** Replacement board, for Control Units **EMB7300-5A-0102**, **EMB7300-10A-0102** and **EMB7300-20A-0102** with two motor lines.

**TECHNICAL DATA**

Operating voltage:	230 V AC (195 - 253 V AC, 50/60 Hz)
Output voltage:	24 V DC (2 Vpp)
Output current:	<b>5 / 10 / 20 A</b>
Vent groupes:	2

**Feature/Equipment**

- For Control Units 5A - 20A with two motor lines.

**ORDER DATA**

		Part.-No.	
<b>Key 1D9</b>		<b>260010</b>	

**Application:** Replacement key for the housing of a Control Unit.



**TECHNICAL DATA**

Size: **1D9**  
 Key: 1 piece

**Feature/Equipment**

- For lock 1D9 straight bolt EMB7300

<b>Lock 1D9, including two keys</b>		<b>260008</b>	
-------------------------------------	--	---------------	--

**Application:** Lock - with security cylinder and straight bolt - for the housing of a Control Unit. Including two keys and a spring.



**TECHNICAL DATA**

Size: **1D9**  
**Security cylinder insert**  
 Keys: 2 pieces

**Feature/Equipment**

- Lock 1D9 straight bolt EMB7300